

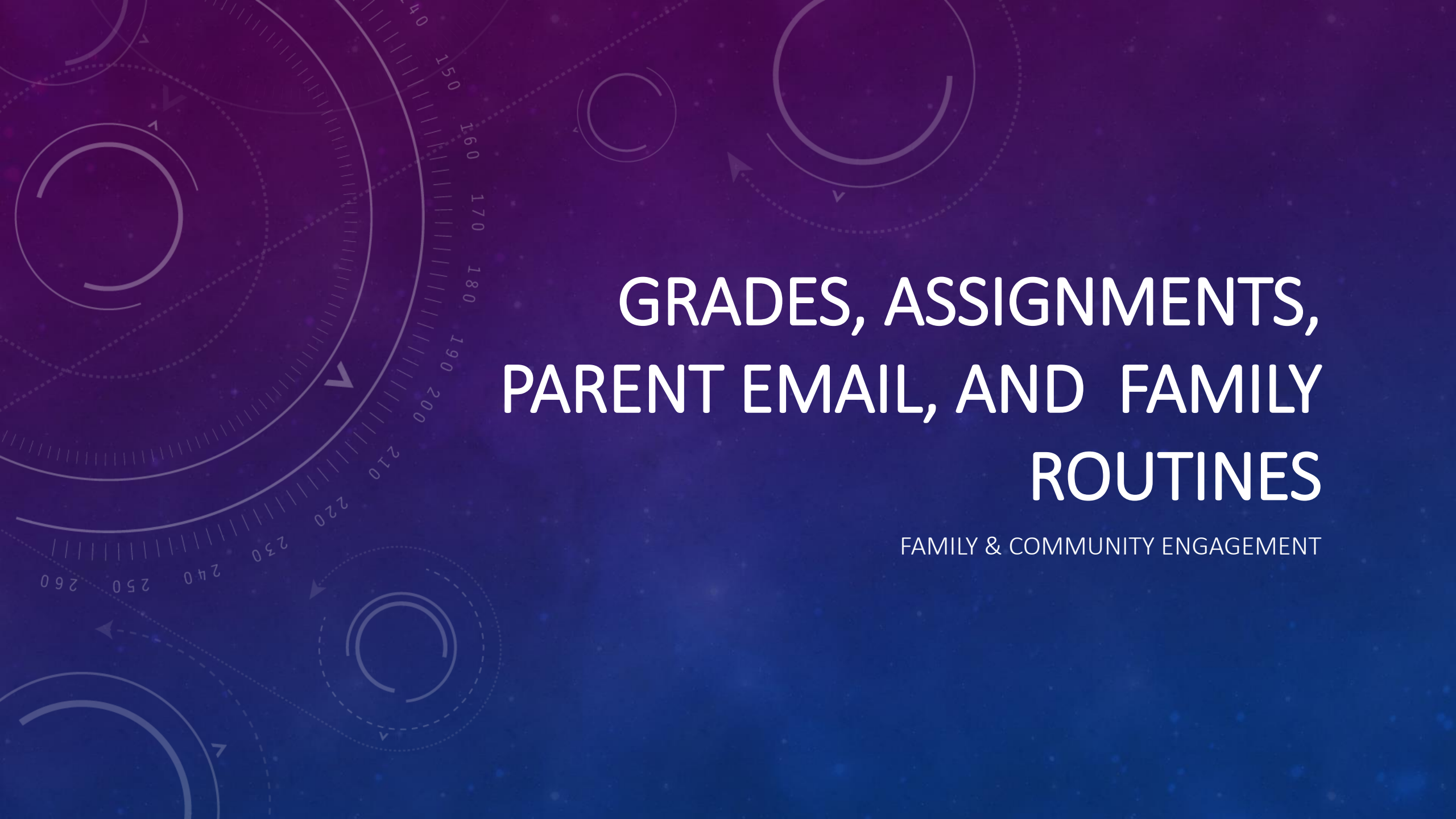
SETTING YOUR CHILD UP FOR SUCCESS

A LMS, FAMILY & COMMUNITY ENGAGEMENT PARTNERSHIP

Please login to a computer using:

User Name: **NLeaders**

Password: **EverettNLeaders2016**

The background is a deep blue gradient with a subtle pattern of white dots. Overlaid on the left side are several concentric circles and arcs, some with degree markings (140, 150, 160, 170, 180, 190, 200, 210, 220, 230, 240, 250, 260) and arrows indicating a clockwise direction. The text is positioned on the right side of the image.

GRADES, ASSIGNMENTS, PARENT EMAIL, AND FAMILY ROUTINES

FAMILY & COMMUNITY ENGAGEMENT

The background is a blue gradient with abstract white geometric patterns. On the left side, there are several concentric circles and arcs. One large arc features degree markings from 140 to 260 in increments of 10. Other smaller arcs and circles are scattered across the left and top-left areas, some with arrows indicating a clockwise direction. The right side of the image is mostly clear, showing the blue gradient and a few small white specks.

GRADES

FAMILY & COMMUNITY ENGAGEMENT

GRADES USUALLY PRESENT AS LETTERS OR NUMBERS

| | |
|-------------|------------|
| • A | • 4 |
| • A- | • 3 |
| • B+ | |
| • B | |
| • B- | |
| • C+ | • 2 |
| • C | |
| • C- | |
| • D+ | • 1 |
| • D | |
| • D- | |
| • F | • 0 |

Red & Yellow Grades

Parent should meet with the teacher and student to find out three things:

- What teacher will do to reteach
- What student will do to learn
- What parent will do to support

+ AND -

- The plus and minus symbols are typically used to indicate that the current grade is nearing the next closest letter grade.

ADVOCATING FOR YOUR CHILD

You are your child's best advocate. Do not let language or culture be a barrier to supporting your child.

It is important to ask the teacher or school when you are unsure of something.

MONITORING YOUR CHILD'S PROGRESS

To best support your child's success in school, you must have regular access to your child's grades and academic progress.

ELEMENTARY

- Contact your child's teacher to establish a method of regular communication that works best for you and your child's teacher.
- Examples might include email check ins, written notes home, phone calls, and/or in person meetings.

MIDDLE & HIGH SCHOOL

- In your child's school office, request to have your email address and web-access added to their contact information.

GAINING GRADEBOOK ACCESS

- Once your email and web access is added to your child's file, contact lms@everettsd.org to request a username and password for the gradebook.
- You will then be able to set up automatic notifications
 - - grade falls below a certain level
 - - weekly emails to monitor progress

The background is a blue gradient with abstract white geometric patterns. On the left side, there are several concentric circles and arcs. One large arc has degree markings from 140 to 260 in increments of 10. Other smaller arcs and circles are scattered across the left and top-left areas, some with arrows indicating a clockwise direction. The right side of the image is mostly clear, featuring the main text.

ASSIGNMENTS

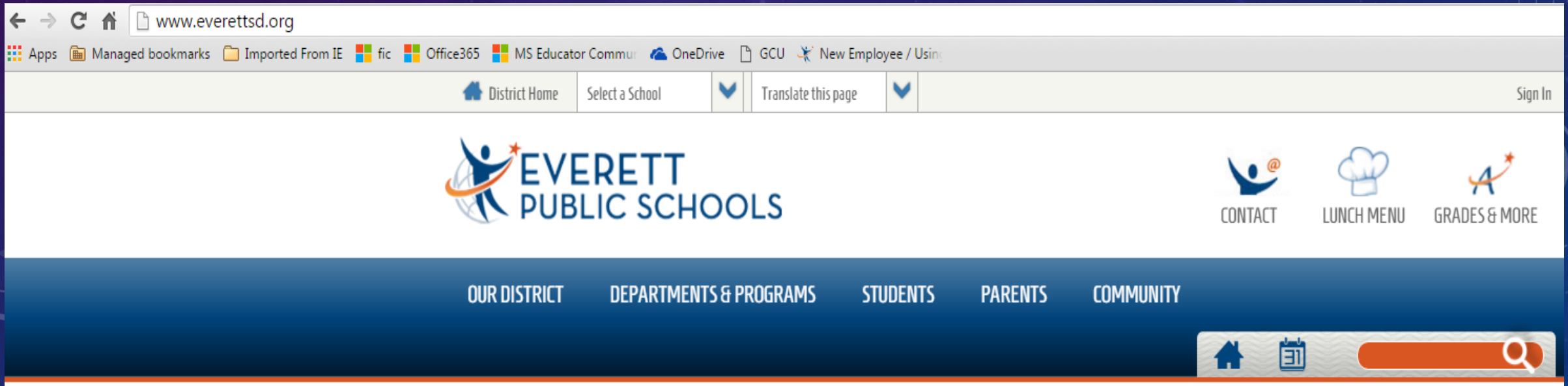
FAMILY & COMMUNITY ENGAGEMENT

KEEPING YOUR CHILD ON TRACK

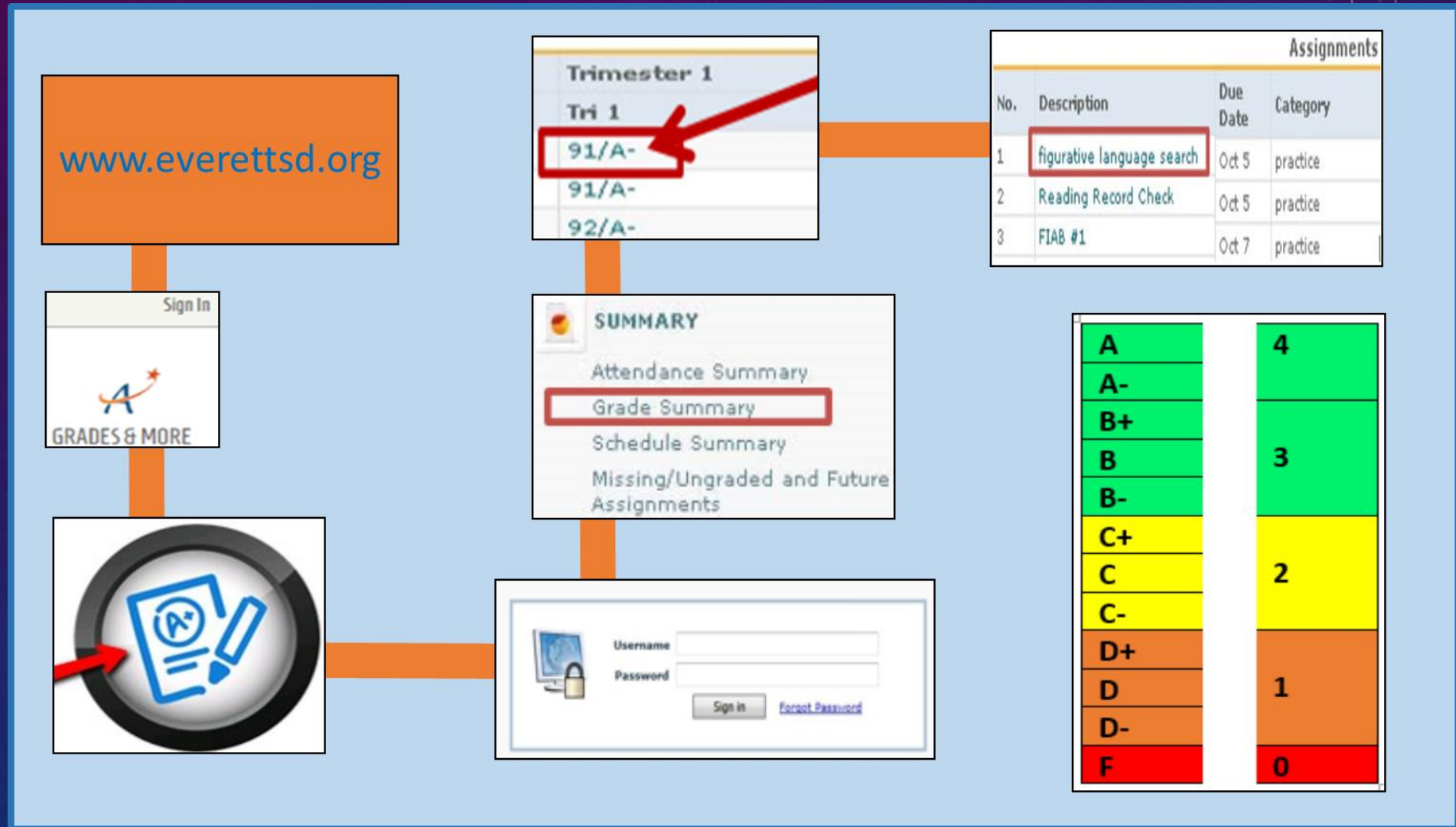
- Checking your child's assignments on a weekly, or daily basis if you prefer, is one way to set your child up for success.
- In elementary, this will need to be done by contacting the teacher directly.
- In middle and high school, you will login to your parent view of the gradebook to view assignments. By looking at their assignment progress regularly, you'll be able to support them in making sure all assignments are turned in on time.

VIEWING ASSIGNMENTS

- To view your child's assignments you will:
- Login to the gradebook by...



Viewing Middle and High School Grades



The background is a gradient of dark blue and purple, speckled with small white dots. On the left side, there are several concentric circles and a large circular scale with degree markings from 140 to 260. Some of the circles have arrows indicating a clockwise direction. The text is positioned on the right side of the image.

PARENT EMAIL

FAMILY & COMMUNITY ENGAGEMENT

AUTOMÁTICAMENTE LAS NOTIFICACIONES

There are actually two options below.

Option 1

Under the segment titled Choose Subscriptions – you have the option to select Student Assignments. Once checked then select the day of the week you would like to receive the email. It is sent early evening on that day. That is all you need to do and you will receive an email with all classes included.

Option
1

Option 2

Under the segment entitled Choose Classes – you are select each class separately and from the pull down menu selecting at what point do you want an alert about a particular class grade. (Example: If you want to know when the math grade becomes a C-; check Math and then select C- from the pull down menu.

Option
2

The screenshot shows a web form titled "Email Subscriptions". It has two main sections: "Choose Subscriptions" and "Choose Classes".

Choose Subscriptions: This section has a header with "Home", "Work", and "Other" tabs. Below the header, there is a checkbox for "Student Assignments" which is checked. To the right of this checkbox is a small icon of a document. Below this, there are checkboxes for the days of the week: Sun, Mon, Tues (checked), Wed, Thurs, Fri, and Sat. To the right of these are checkboxes for Home, Work, and Other, with "Other" being checked.

Choose Classes: This section also has a header with "Home", "Work", and "Other" tabs. Below the header, there is a list of classes with checkboxes and pull-down menus for selecting a grade point.

| Class | Grade | Home | Work | Other |
|---|--------|--------------------------|--------------------------|-------------------------------------|
| <input type="checkbox"/> Reading 6(1) | A / 95 | <input type="checkbox"/> | <input type="checkbox"/> | <input type="checkbox"/> |
| <input type="checkbox"/> Lang Arts 6(2) | A / 95 | <input type="checkbox"/> | <input type="checkbox"/> | <input type="checkbox"/> |
| <input type="checkbox"/> Science 6(3) | A / 95 | <input type="checkbox"/> | <input type="checkbox"/> | <input type="checkbox"/> |
| <input checked="" type="checkbox"/> Math 6/7(4) | C / 71 | <input type="checkbox"/> | <input type="checkbox"/> | <input checked="" type="checkbox"/> |
| <input type="checkbox"/> Fitness(5) | A / 95 | <input type="checkbox"/> | <input type="checkbox"/> | <input type="checkbox"/> |
| <input type="checkbox"/> Band 6(6) | A / 95 | <input type="checkbox"/> | <input type="checkbox"/> | <input type="checkbox"/> |
| <input type="checkbox"/> History 6(7) | A / 95 | <input type="checkbox"/> | <input type="checkbox"/> | <input type="checkbox"/> |

At the bottom of the form is a "Save" button.

SETTING UP AUTOMATIC GRADEBOOK ALERTS

Directions for setting up automatic gradebook alerts



INFO SITE

FAMILY & COMMUNITY ENGAGEMENT

HOME ACCESS CENTER

- District/State Test scores
- Attendance
- Update existing email and phone number
- Discipline
- DRA scores for elementary students
- IEPs if you have a child in Special Education

The background is a gradient of dark blue and purple, speckled with small white dots. On the left side, there are several concentric circles and a large circular scale with degree markings from 140 to 260. Some of the circles have arrows indicating a clockwise direction. The overall aesthetic is technical and modern.

FAMILY ROUTINES

FAMILY & COMMUNITY ENGAGEMENT



Set Expectations – I.E. Your child must maintain a B or above to have access to friends, video games, etc.

Involve your child in establishing a regular grade check in routine – weekly or daily



**SPECIFIC EXAMPLES FOR SETTING YOUR
CHILD UP FOR SUCCESS CAN BE FOUND
ON THE HANDOUT.**

GOOGLE SURVEY

- *Link address to survey will display here





QUESTIONS & DISCUSSION






NEXT TIME: SETTING YOUR CHILD UP FOR SUCCESS

NAVIANCE: YOUR CHILD'S PERSONAL HIGH SCHOOL AND BEYOND PLAN

NAVIANCE

[CONTACT](#)[LUNCH MENU](#)[GRADES & MORE](#)

[OUR DISTRICT](#)[DEPARTMENTS & PROGRAMS](#)[STUDENTS](#)[PARENTS](#)[COMMUNITY](#)



HIGH SCHOOL AND BEYOND PLAN

- ★ [HSBP and Naviance \(Grades 6-11\)](#)
- ★ [College and Career Readiness Seminar \(Grade 12\)](#)
- ★ [Naviance Questions?](#)

High School and Beyond Plan

What is the High School and Beyond Plan?

The High School and Beyond Plan is a graduation requirement. As an important step in transitioning to life after high school, the High School and Beyond Plan helps students focus on setting goals, as well as preparation and readiness for future work, career and/or college.

Starting in middle school, students work with their families and school staff to develop their High School and Beyond Plan. Students continue to revise their plan each year through middle school and high school as their interests and/or goals change.

What is Naviance?

Naviance is the district's online High School and Beyond Plan platform. Naviance enables students to create personalized High School and Beyond Plans by providing students tools to:

- set personal goals and tasks;
- build concrete steps to college and career planning;
- search for colleges and training programs;
- develop financial plans to meet post-secondary goals;
- and explore careers based on personal skills and interests.

Naviance is accessible to middle school and high school students and their families. School staff provide lessons to help students access and explore Naviance and its tools and to help guide students through the process of developing their own High School and Beyond Plan.

To access Naviance, click on your school's Naviance link on the right.

Quick Links

- ★ [Naviance Staff Log in](#)
- ★ [How Do I Log In...?](#)
- ★ [Introduction to Naviance \(Video\)](#)
- ★ [Eisenhower MS Naviance Login](#)
- ★ [Evergreen MS Naviance Login](#)
- ★ [Gateway MS Naviance Login](#)
- ★ [Heatherwood MS Naviance Login](#)
- ★ [North MS Naviance Login](#)
- ★ [Cascade HS Naviance Login](#)
- ★ [Everett HS Naviance Login](#)
- ★ [H.M. Jackson HS Naviance Login](#)
- ★ [Sequoia HS Naviance Login](#)



PANEL QUESTIONS

FAMILY & COMMUNITY ENGAGEMENT